


FCL SERIES

Flexible Split-core Design for Large Size Applications



Flexible core twists open for easier fit around wires

FCL round and rectangular flexible CTs are designed for large bus and large wire applications where standard sized CTs will not fit.

Multiple sizes

Multiple sizes to fit your applications

Easy installation

Flexible core design

Compatible with existing systems

Output available in 5 A, 1 V, or 0.333 V

APPLICATIONS

- Data logging
- Recording
- Power monitoring
- Energy management
- Alternative energy monitoring
- Cost allocation

SPECIFICATIONS

INPUTS

Frequency Range	50 to 400 Hz
Leads	12 ft. (3.7 m)

ACCURACY

Accuracy	Varies at full scale (see Ordering Information)
----------	---

OUTPUTS

Output at Rated Current	5 A, 0.333 Vac, or 1 Vac
-------------------------	--------------------------

MECHANICAL

Insulation	600 Vac
------------	---------

ENVIRONMENTAL

Installation Category III	Pollution Degree 2
Operating Temp Range	-45 to 55 °C (-49 to 131 °F)
Storage Temp Range	-45 to 65 °C (-49 to 149 °F)

WARRANTY

Limited Warranty	15 months
------------------	-----------

AGENCY APPROVALS

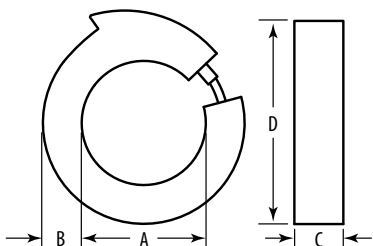
Agency Approvals	cURus, ANSI/IEEE 57.13, CE, RoHS
------------------	----------------------------------



*The CE mark indicates RoHS2 compliance. Please refer to the CE Declaration of Conformity for additional details.

ROUND FLEXIBLE-CORE

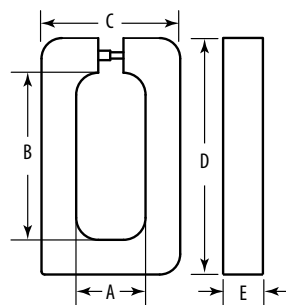
Dimensional Drawing



	-4 Model	-6 Model	-8 Model	-11 Model	-18 Model
A	4.0" (101 mm)	6.0" (152 mm)	8.0" (203 mm)	11.0" (279 mm)	18.0" (457 mm)
B	1.25" (32 mm)	1.25" (32 mm)	1.25" (32 mm)	1.25" (32 mm)	1.25" (32 mm)
C	1.5" (38 mm)	1.5" (38 mm)	1.5" (38 mm)	1.5" (38 mm)	1.5" (38 mm)
D	6.5" (165 mm)	8.5" (216 mm)	10.5" (267 mm)	13.5" (343 mm)	20.5" (521 mm)

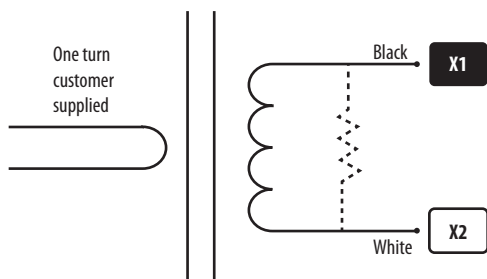
RECTANGULAR FLEXIBLE-CORE

Dimensional Drawing



	-R Model	-R411 Model
A	2.75" (70 mm)	4.0" (101 mm)
B	6.6" (168 mm)	11.0" (279 mm)
C	5.5" (140 mm)	6.5" (165 mm)
D	9.4" (240 mm)	13.4" (340 mm)
E	1.5" (38 mm)	1.5" (38 mm)

WIRING EXAMPLE



Notes:
This model uses X1 and X2 the opposite of other models in this catalog.
No resistor on 5 A models.

ORDERING INFORMATION

Current	Output	I.D.
200 = 200 A	5 = 5A	4 = 5 A, Round, 4" (200 to 2000 A)
250 = 250 A	1V = 0-1VAC	6 = 5 A, Round, 6" (300 to 3000 A)
300 = 300 A	0.3V = 0-0.333VAC	8 = 5 A, Round, 8" (1000 to 5000 A)
400 = 400 A		11 = 5 A, Round, 11" (1500 to 6000 A)
500 = 500 A		18 = 5 A, Round, 18" (2000 to 6000 A)
600 = 600 A		R = 5 A, Rectangular, 2.75" x 6.625" (300 to 4000 A)
800 = 800 A		R411 = 5 A, Rectangular, 4" x 11" (1500 to 6000 A)
1000 = 1000 A		4 = 1 V, Round, 4" (200A to 1000 A)
1200 = 1200 A		6 = 1 V, Round, 6" (500 to 2000 A)
1500 = 1500 A		8 = 1 V, Round, 8" (1000 to 2000 A)
1600 = 1600 A		11 = 1 V, Round, 11" (1500 to 3500 A)
2000 = 2000 A		18 = 1 V, Round, 18" (2000 to 6000 A)
2400 = 2400 A		R = 1 V, Rectangular, 2.75" x 6.625" (500 to 1600 A)
2500 = 2500 A		R411 = 1 V, Rectangular, 4" x 11" (1000 to 2500 A)
3000 = 3000 A		4 = 0.3 V, Round, 4" (200 to 1500 A)
3500 = 3500 A		6 = 0.3 V, Round, 6" (500 to 4000 A)
4000 = 4000 A		8 = 0.3 V, Round, 8" (1000 to 6000 A)
5000 = 5000 A		11 = 0.3 V, Round, 11" (1500 to 6000 A)
6000 = 6000 A		18 = 0.3 V, Round, 18" (2000 to 6000 A)
		R = 0.3 V, Rectangular, 2.75" x 6.625" (500 to 4000 A)
		R411 = 0.3 V, Rectangular, 4" x 11" (1000 to 6000 A)

Accuracy at Full Scale

200:5 thru 300:54%
400:5 thru 500:53%
600:5 thru 800:52%
1000:5 thru 6000:51%
For 1 Vac and 0.333 Vac...1% at full scale	

Example:

FCL 2000 / 5 - 11

2000 A CT with 11" inside diameter and 5 A output

